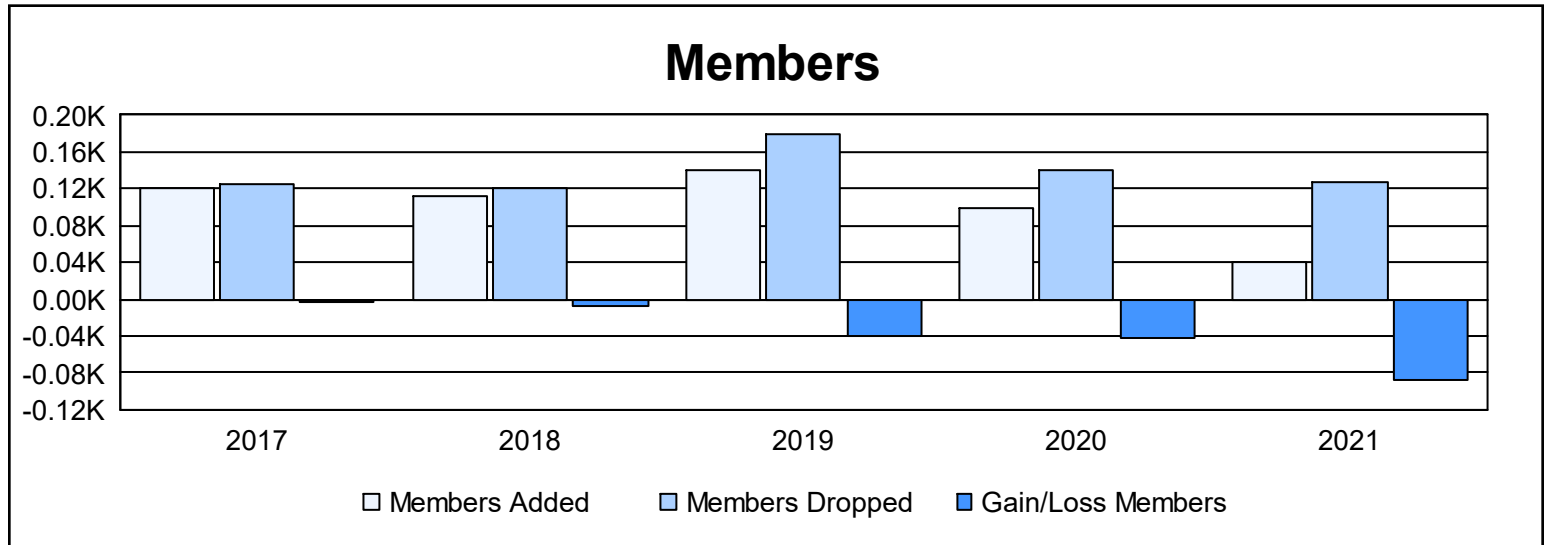
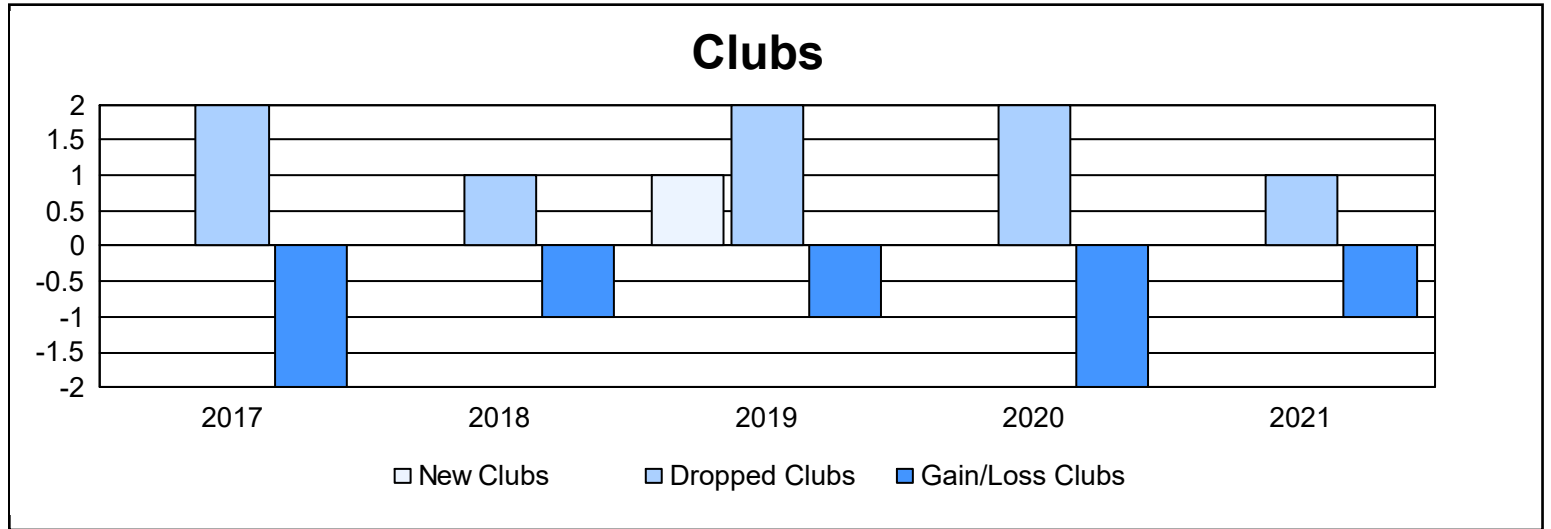
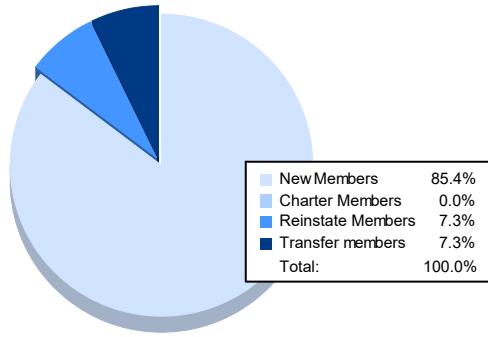


| Year           | New Clubs | Dropped Clubs | Gain/ Loss Clubs | New Members | Charter Members | Reinstate Members | Transfer Members | Total Member Added | Total Members Dropped | Gain/ Loss Members |
|----------------|-----------|---------------|------------------|-------------|-----------------|-------------------|------------------|--------------------|-----------------------|--------------------|
| 2016-2017      | 0         | 2             | -2               | 104         | 0               | 6                 | 11               | 121                | 125                   | -4                 |
| 2017-2018      | 0         | 1             | -1               | 106         | 0               | 3                 | 4                | 113                | 120                   | -7                 |
| 2018-2019      | 1         | 2             | -1               | 102         | 28              | 8                 | 3                | 141                | 180                   | -39                |
| 2019-2020      | 0         | 2             | -2               | 62          | 30              | 3                 | 4                | 99                 | 141                   | -42                |
| 2020-2021      | 0         | 1             | -1               | 35          | 0               | 3                 | 3                | 41                 | 128                   | -87                |
| <b>Average</b> | <b>0</b>  | <b>2</b>      | <b>-1</b>        | <b>82</b>   | <b>12</b>       | <b>5</b>          | <b>5</b>         | <b>103</b>         | <b>139</b>            | <b>-36</b>         |



### Membership Composition June 2021 Cumulative



### Gender Composition June 2021 Cumulative

